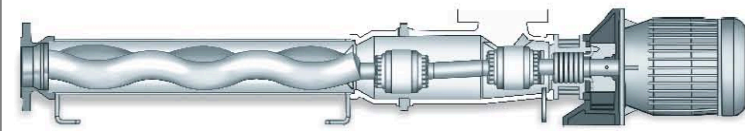
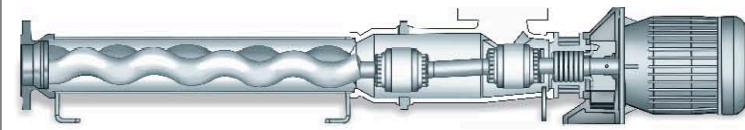


Extended Pitch Geometry



Capacities 420 M³/hr Pressures 6 Bar

Standard Pitch Geometry



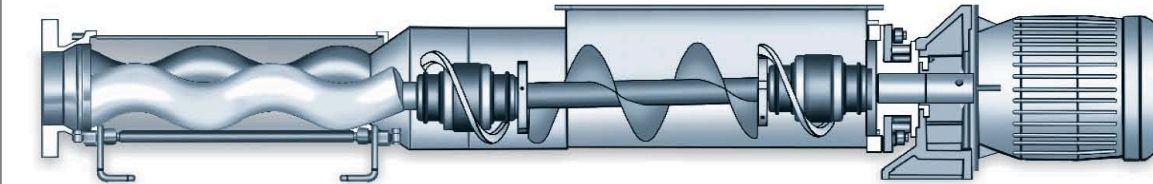
Capacities 250 M³/hr Pressures 48 Bar

Submerged Vertical



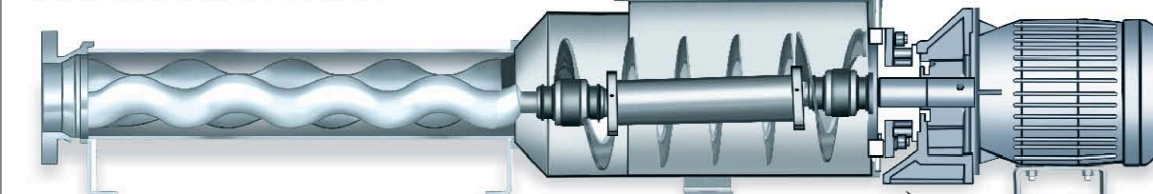
Capacities 420 M³/hr Pressures 12 Bar

Wide Throat Medium Consistency



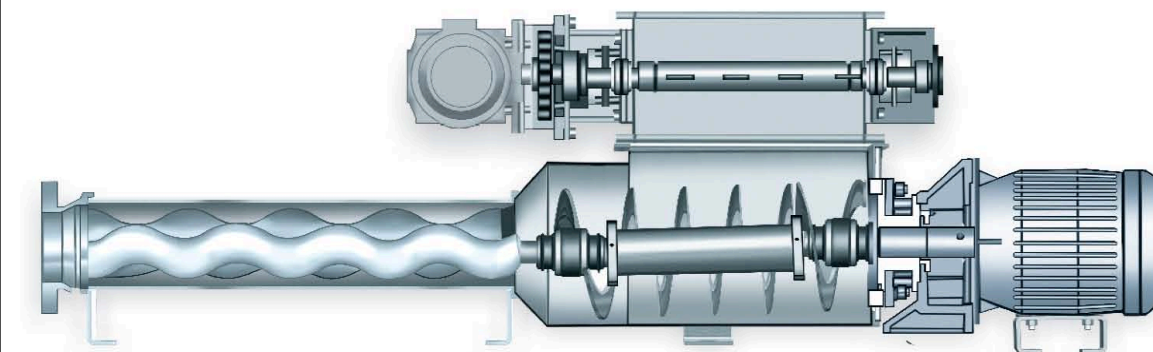
Capacities 150 M³/hr Pressures 36 Bar

Wide Throat High Consistency



Capacities 100 M³/hr Pressures 36 Bar

Wide Throat High Consistency with Bridge Breaker



Capacities 100 M³/hr Pressures 36 Bar

Roto Pumps Limited, Manufacturing Plant, India



Melbourne Office & Warehouse



Roto Pumps North America, Inc



Manchester Office & Warehouse



Roto Pumps Africa (Pvt) Ltd.



ROTO PUMPS LTD.

Regd. Office and Global Headquarters
Roto House,13, Noida Special Economic Zone, Noida - 201305, INDIA
Tel.: +91 120 2567902-5 Fax: +91 120 2567911
Email: contact@rotopumps.com

Branch Offices and Warehouses
United Kingdom
Unit 1 St Elizabeths Park, Grey Street, Denton, Manchester, M34 3RU
Tel.: +44 161 4775511 Fax: +44 161 4747900
Email: sales@rotopumps.co.uk

Australia
26, Deans Court, Dandenong South, Victoria 3175
Tel.: +61 3 97945200 Fax: +61 3 97945900
E mail: melb@rotopumps.com.au

www.rotopumps.com

Subsidiaries
Roto Pumps North America, Inc.
5889 S Garnett Rd. Tulsa ,Oklahoma 74146
Tel.: +1 918 280 9144, Fax: +1 918 806 6853
Email: sales@rotopumpsna.com

Roto Pumps Africa (Pvt) Ltd
3, Sun Rock Close Germiston 1401, Africa
Tel.: +27 10 100 3774
Email: sales@rotopumps.co.za

AKGRAPHICS/ROTO/B/131/07-19/P1/06



- NO BREAKDOWN DURING SEASON
- ⊙
- NO LEAKAGES
- ⊙
- LESS POWER CONSUMPTION
- ⊙
- LOWER INVENTORY
- ⊙
- COMPLETE SERVICE SUPPORT
- ⊙
- AND MUCH MORE...



ROTO PUMPS WITH PATH BREAKING FEATURES AND BENEFITS



Roto Pumps in Sugar Industry

Roto Pumps has a vintage of over 50 years in providing fluid handling solution to a spectrum of Industries. These pumps can handle wide variety of fluids ranging from clean and clear liquids to abrasive, corrosive, viscous and solid laden media. In sugar industry these pumps are used to handle liquid at various stages including dosing chemicals, Syrup, Magma, Massecuite and various grades of Molasses. Some of the few design features include:

- Flow proportionate to Speed - Can be used for dosing and metering applications
- Self Priming - Excellent suction lift capability and can operate under vacuum
- Non- Clogging - Can handle solids in suspension
- Low Internal Velocity - Can handle shear sensitive media
- Positive Displacement - Flow independent of head
- Will not Vapor Lock – Can handle air, liquid and combination together

RJ series pump for precise metering applications



Capacities : 0.68-500L/h
Pressures : Upto 24 bar

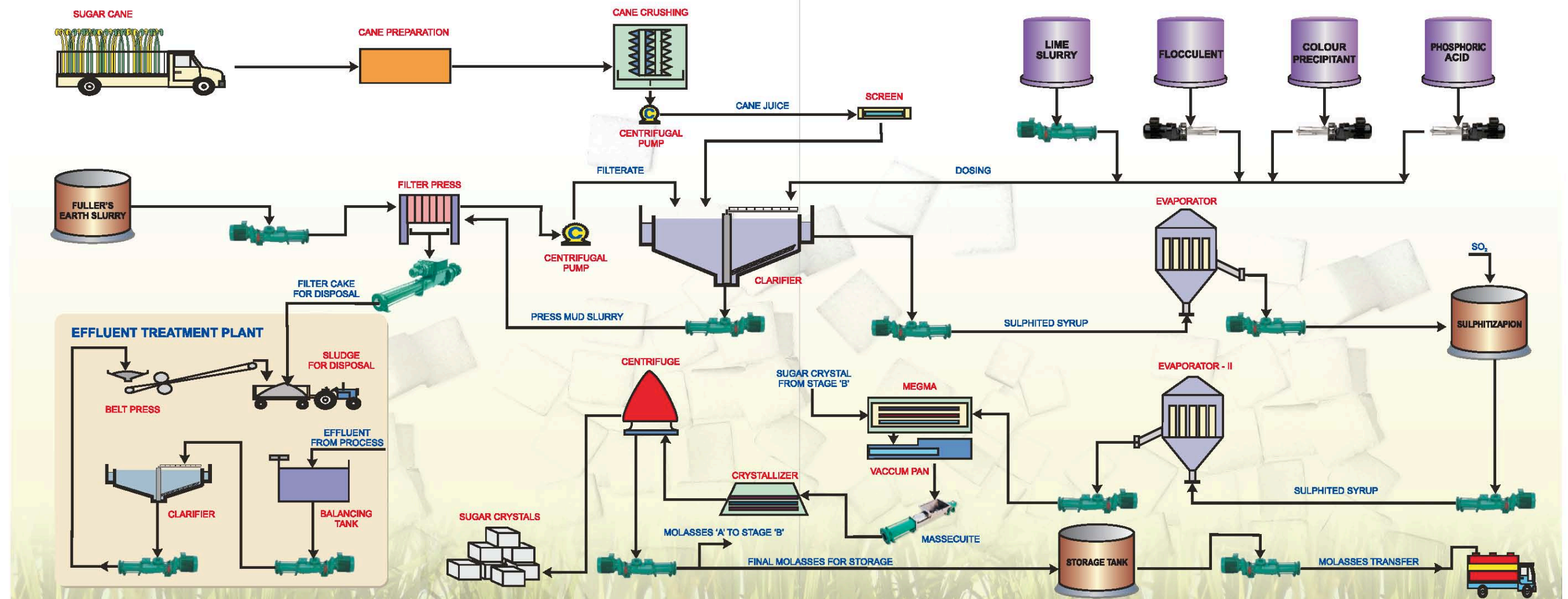
RJ series of dosing pumps

Roto RJ series pumps are developed for low flow applications that demand high accuracies and repeatability. These pumps can handle wide variety of fluids ranging from clean and clear liquids to abrasive, corrosive, viscous and solid laden media.

Advantages

- High dosing accuracies - fluctuation $\pm 1\%$.
- Smooth and non - pulsating flow - no need of pulsation dampners.
- Low shear and linear flow - can handle shear sensitive media.
- Single rotating element - no valves or gears required.

Flow diagram of a typical sugar mill



Key Application Areas

Roto Pumps	Lime Slurry	Flocculent	Colour Precipitant	Phosphoric Acid	Fuller's Earth Slurry	Press Mud Slurry	Sulphited Syrup	Magma	Massecuite	Melt	Molasses	Sludge
		✓	✓	✓								
	✓				✓	✓	✓			✓	✓	✓
								✓	✓			✓

