

DIGITAL SALT & MINERAL CHLORINATOR



Neptune
for swimming pools



Simply A Better Choice!



DIGITAL SALT & MINERAL CHLORINATOR

KEY FEATURES

- ✓ Easy installation for new and existing pools
- ✓ Low salt level operation (3000-3500ppm) (0.3% - 0.35%) with built in self regulator for high salt
- ✓ Multi-function LCD screen with easy to use touch pad
- ✓ Smart self-cleaning technology
- ✓ Premium grade titanium cell
- ✓ Sleek impact resistant cell housing design
- ✓ Solid die cast aluminium backing plate
- ✓ Backwash, super chlorinate and winter mode/blanket functions
- ✓ Single or dual timer cycles
- ✓ Built in salt test, water flow and temperature measurements
- ✓ Unique cell design allows for horizontal or vertical installation
- ✓ Quick connect cell cable
- ✓ 4 year warranty on cell and power pack (residential installations)*
- ✓ Compatible with mineral salts






PRODUCT INFORMATION

All measurements are based on 8 hours per day and balanced chemistry.

Model	Chlorine Production	65% granular chlorine Equivalent	Chlorine Produced in 8 hours
NDC15	15g/hr	23g/hr	120g/hr
NDC25/C	25g/hr	38g/hr	200g/hr
NDC35/C	35g/hr	54g/hr	280g/hr
NDC45/C	45g/hr	69g/hr	360g/hr
NDC55C	55g/hr	85g/hr	440g/hr

FIND THE RIGHT MODEL FOR YOUR POOL


1. Find your pool capacity (x1000 litres) in the top row of the table.
2. Look down that column for the coloured square that matches your climate.  = Tropical,  = Warm,  = Cool
3. Look to the left for the Chlorinator model that suits your pool capacity and climate.

[illegible]

AVAILABLE FROM YOUR
LOCAL POOL PRO STOCKIST



*OR 10,000HR
ON CELL & POWER PACK
RESIDENTIAL



Simply A Better Choice

Phone Free Call: 1800 143 788 International Phone: + 61 7 3209 7884

Fax: 1800 778 820 **Email:** office@poolpro.com.au **Web:** www.poolpro.com.au