

TURBO-IR-M

Water Meter for Irrigation Water
DN50-300; 2"-12"

NMI-M10 Pattern Approved

Features and Benefits

- Magnetic drive
- Dry, vacuum sealed register
- Option for "reed switch" sensor
- Register can rotate 360°
- Paddle wheel design prevents jamming and damage due to solid debris
- Easy maintenance
- Can be installed in any orientation
- Low head loss

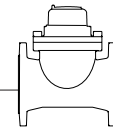
Operating Conditions

- **Water temperature:** up to 30°C
- **Pressure rating:** PN16

The TURBO-IR-M uses a multi-blade plastic paddle mounted at the top of the water passage, where disturbance from solids suspended in the water is minimal, permitting accuracy of metering in water containing up to 30% solid debris.

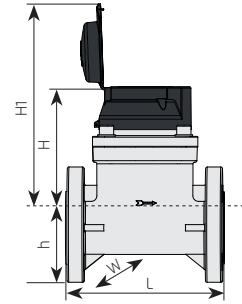
Ideal for irrigation and waste water applications.





Dimensions and Weights

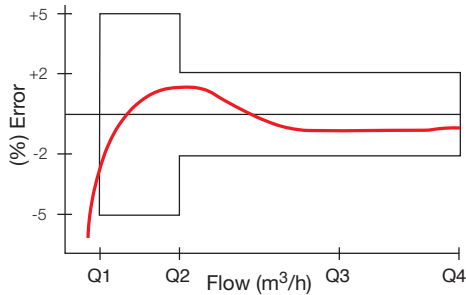
Nominal Size	mm	50	65	80	100	125	150	200	250	300
	Inch	2"	2½"	3"	4"	5"	6"	8"	10"	12"
L, Length (mm)		200	200	225	250	250	300	350	450	500
h, Height (mm)		75	82	95	106	110	135	162	194	220
H, Height (mm)		177	180	185	185	193	198	224	248	274
H1, Height (mm)		247	250	255	255	263	268	294	318	344
W, Width (mm)		125	140	160	180	200	240	295	350	400
Weight (kg)		10.5	11.8	15.5	17.5	19.5	30.5	42.5	60	82.5



Metrological Data

	DN50	DN65	DN80	DN100	DN125	DN150	DN200	DN250	DN300
	2"	2.5"	3"	4"	5"	6"	8"	10"	12"
Min flow rate Q1 (m3/hr)	5.56	7.94	9.38	15.63	21.88	39.68	56.25	95.24	126.98
Max cont. flow rate Q3 (m3/hr)	35.00	50.00	75.00	125.00	175.00	250.00	450.00	600.00	800.00
Overload flowrate Q4 (m3/hr)	43.75	62.50	93.75	156.25	218.75	312.50	562.50	750.00	1000.00
Ratio Q3/Q1	6.3	6.3	8	8	8	6.3	8	6.3	6.3
Min reading unit (m³)	0.01	0.01	0.01	0.01	0.01	0.01	0.1	1	1
Max register capacity (m³)	99,999,999 - 999,999,99 - 9,999,999.9 - 99,999,999								
Kv=Q/√Δp	115	192	219	402	584	1,059	1,826	2,373	4,017

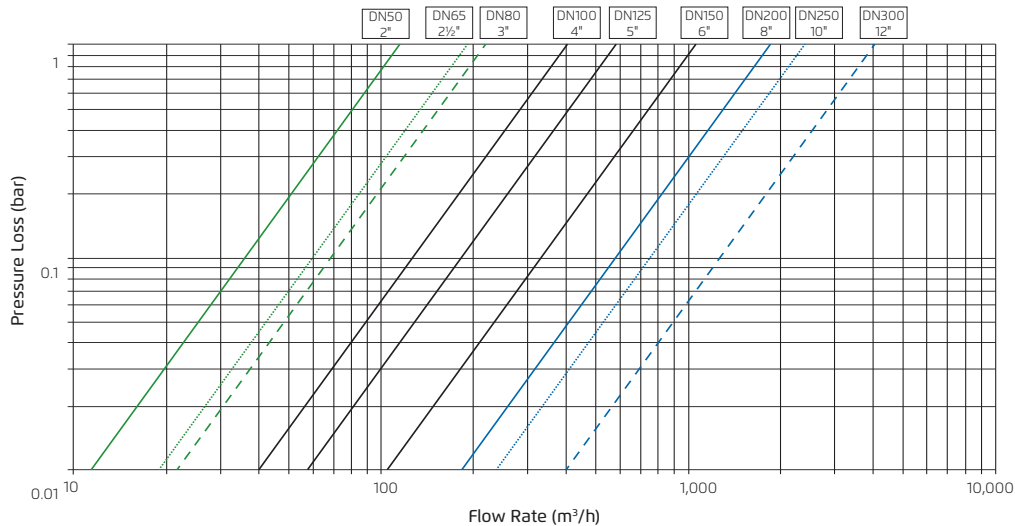
Accuracy Curve

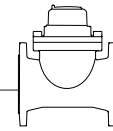


Technical data

- **Body, Cover:** Ductile Iron
- **Coating:** Polyester Green
- **End Connections - Flanged:** Table D
- **Pressure Rating:** ISO PN 16
- **Operating Temperature:** 30°C

Turbo-IR-M Flow Chart





Pulse Output Option - Magnetic Register

Cubic Meter Pulse Output Magnetic transmission							
Models	Size		Dry contact Reed Switch				Dual pulse output
			Pulse for Each 1				
	In	mm	100 liter	1 m ³	10 m ³	100 m ³	
Turbo-IR-M	2" - 5"	50-125	S3	S2 (std)			S23
	6" - 8"	150-200		S2 (std)	S1		S12
	10" - 12"	250-300			S1 (std)	S8	S81

50mm - 200mm standard pulse rate is S2 1 pulse per 1000L

250mm - 300mm standard pulse rate is S1 1 pulse per 10,000L

Installation Recommendation

- The water meter must be installed in horizontal orientation
- The arrow on water meter body must be in the same direction with the flow.
- Prior to installation, flush the line to remove debris.
- The TURBO-IR-M must be filled with water to operate.
- For Irrigation and all other applications - refer to Government requirements and relevant standards, certifications, and approvals.

