

ONGA®

112/252

WATER TRANSFER PUMPS

CENTRIFUGAL PUMPS



112



FEATURES

High grade corrosion resistant materials.

Award winning high flow impeller.

Strong and durable construction.

Max. head - 25m.

Max. flow - 320lpm.

APPLICATIONS

- Domestic, industrial or rural water transfer pump.
- Typical uses include wash down, tank filling and general water transfer and circulation and irrigation.

PUMP INFORMATION

Horizontal, single-stage, surface mounted centrifugal pump with closed impeller for pumping debris free water coupled to a cool running Totally Enclosed Fan Cooled 2 pole motor with external thermal overload (single phase only, three phase units require separate quick trip overload supplied by electrical contactor).

OPERATING CONDITIONS

Suitable for pumping clean non-aggressive liquids without solids or fibres in suspension.

Fluid:	Water.
Maximum water temperature:	70°C.
Minimum water temperature:	1°C.
Maximum ambient temperature:	55°C.
Maximum working pressure:	385kPa.

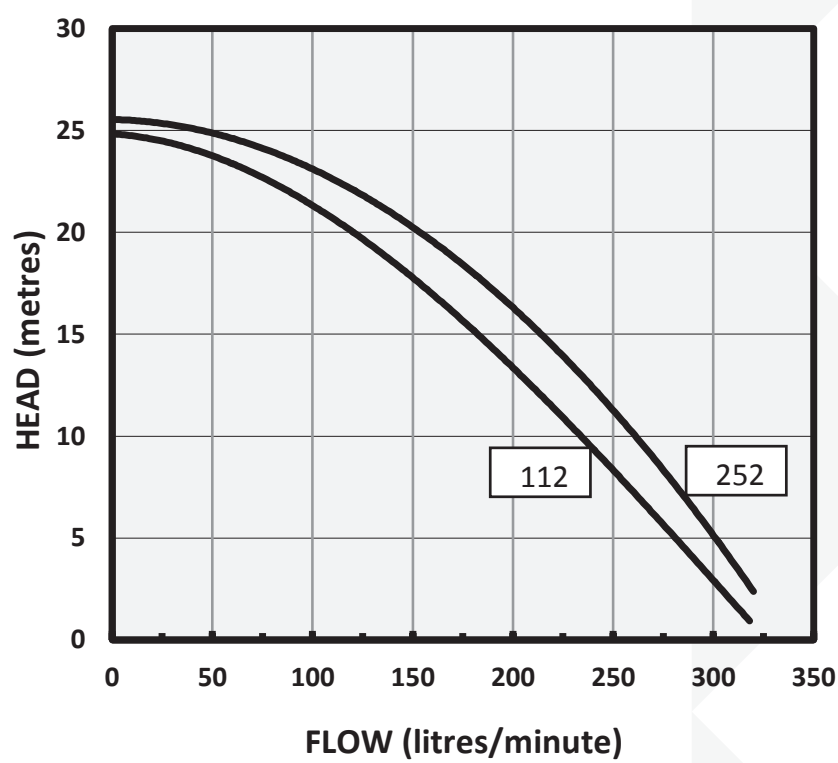
ELECTRICAL DATA

Type	Type of current	Voltage ± 10%	Frequency Hz	Motor rating kW	Nominal RPM	Current Ampere	Locked rotor current	Motor protection	Insulation class	IP rating
				P2						
112	1-phase	230	50	1.1	2900	10.8 A	38.8 A	Auto	B	IP44
112	3-phase	400	50	1.1	2900	3.3 A	23.6 A	-	B	IP44
252	1-phase	230	50	1.1	2900	10.8 A	38.8 A	Auto	B	IP44
252	3-phase	230	50	1.1	2900	3.3 A	23.6 A	-	B	IP44

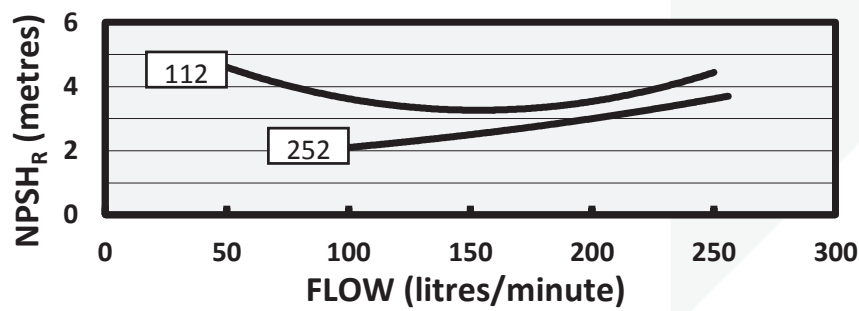
PERFORMANCE

Type	P/No	Delivery head [m]	3	6	9	12	15	18	21	24
112	311200 / 311230	Capacity [litres per minute]	318	283	242	203	166	123	77	42
252	325210 / 325230		318	283	242	203	166	123	77	42

PERFORMANCE CURVE



NPSHR



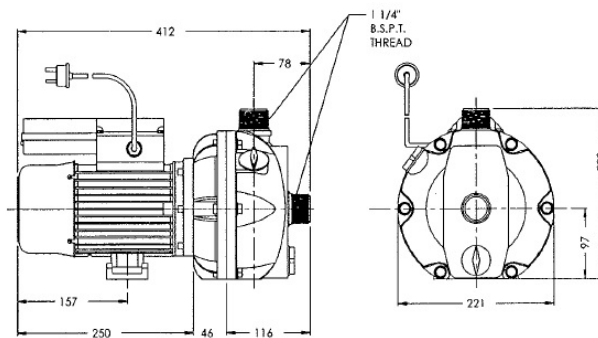
PUMP CONSTRUCTION MATERIALS

Component	Material	
	112	252
Pump casing	20% Glass Filled Noryl	Cast iron
Baffle	20% Glass Filled Noryl	20% Glass Filled Polycarbonate
Priming cap	Acetyl	Acetyl
Impeller	20% Glass Filled Polycarbonate	20% Glass Filled Polycarbonate
Diffuser	20% Glass Filled Noryl	20% Glass Filled Noryl
Shaft sleeve	Nylon	Nylon
Seal flexible bellows	Nitrile	Nitrile
Seal stationary face	Ceramic	Ceramic
Seal rotating face	Carbon	Carbon
Seal spring	18-8 Stainless Steel	316 Stainless Steel
Motor shaft	Mild Steel	Mild Steel

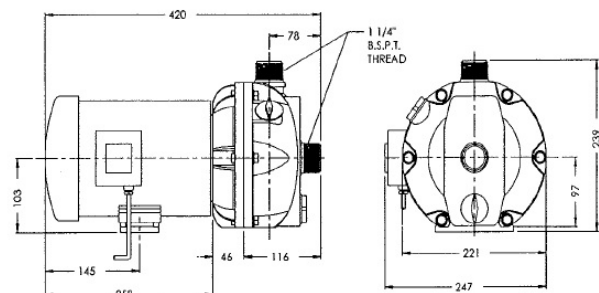
DIMENSIONS

Type	Maximum L x W x H	Weight approx.	Inlet	Pump outlet	Carton L x W x H	Packed weight
112/1	412 x 221 x 233 mm	12kg	1 1/4" BSP (male)	1 1/4" BSP (male)	590 x 300 x 340 mm	13kg
112/3	420 x 247 x 239 mm	24kg	1 1/4" BSP (male)	1 1/4" BSP (male)	590 x 300 x 340 mm	25kg
252/1	415 x 211 x 247 mm	19kg	1 1/4" BSP (female)	1 1/4" BSP (female)	590 x 300 x 340 mm	20kg
252/3	418 x 211 x 247 mm	27kg	1 1/4" BSP (female)	1 1/4" BSP (female)	590 x 300 x 340 mm	28kg

112 single phase



112 three phase



Head Office Pentair AU/NZ: 1-21 Monash Drive, Dandenong South, VIC 3175 , Australia. www.pentair.com.au

All Pentair trademarks and logos are owned by Pentair, Ltd. All other brand or product names are trademarks or registered marks of their respective owners. Because we are continuously improving our products and services, Pentair reserves the right to change specifications without prior notice.

Pentair is an equal opportunity employer.

ABN 27 004 856 204 © 2012 Pentair, Ltd. All Rights Reserved.

© 2015 Pentair

L100269 0615