

# XJ Series



Tested in compliance with  
**AS/NZS 4020**  
for use in contact with safe drinking water

Model Number:  
XJ50, XJ70, XJ90



## ECONOMICAL SINGLE STAGE JET ASSISTED PUMPS

### APPLICATION

Ideal for domestic irrigation from shallow wells or sand spears, overhead or high tank filling, pressure boosting and water transfer.

## FEATURES & BENEFITS

### PUMP

- Single stage jet assisted centrifugal with closed vane impeller
- Brass pump shaft sleeve
- Mechanical shaft seal

### MOTOR

- Davey manufactured
- 2 pole, 2850rpm, 50Hz
- TEFC with IP55 enclosure
- Class F insulation
- Permanently split capacitor design
- Double contact sealed C3-HTG rated ball bearings
- Protected against both high operating temperatures and high current by a built-in automatically resetting thermal overload

- All models supplied with 2m long power lead fitted with Australian 3 pin plug
- Manufactured from highest quality corrosion resistant materials
- Compact foot print for quick and easy installation
- TEFC motor - corrosion resistant and excludes dust and dirt
- Motor and pump designed for frequent starts
- Every unit individually tested to guarantee reliable operation
- Low maintenance
- Easy to service if required
- Reliable and proven performance

# Jet Pumps

## OPERATING LIMITS

Model	XJ50	XJ70	XJ90
Capacities to	50 lpm	70 lpm	90 lpm
Maximum total head	46m	48m	46m
Maximum liquid temp.		50°C	
Maximum ambient temp.		55°C	
Maximum suction lift		7m	
Inlet size (BSP)	1"F	1"F	1¼"F
Outlet size (BSP)	1"F	1"F	1"F

## MATERIALS OF CONSTRUCTION

PART	MATERIAL
Impellers	Glass filled polycarbonate
Pump casing	Glass filled Noryl
Pump shaft sleeve	Brass
Internal check valve	Delrin
Internal check valve spring	Stainless spring steel
Jet and Venturi	Acetal
Inlet & outlet ports	Glass filled Noryl
Seal ring (stationary)	Carbon
Seal ring (rotating)	Ceramic
Seal spring	304 Stainless Steel
O-rings	Nitrile rubber

## ELECTRICAL DATA

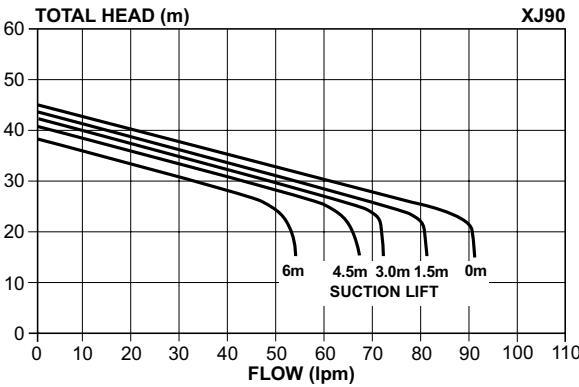
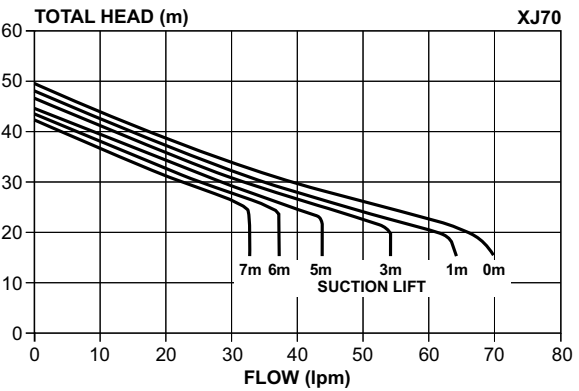
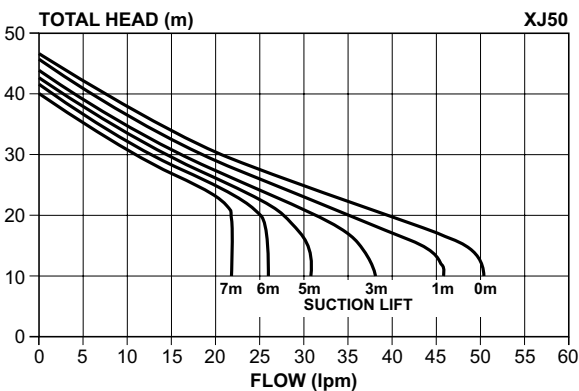
Model	XJ50	XJ70	XJ90
Supply voltage		220-240V	
Supply frequency		50Hz	
Full load current	3.6A	5.1A	6.6A
Locked rotor current	12A	18A	28A
Input power (P <sub>1</sub> )	0.84kW	1.15kW	1.4kW
Output power (P <sub>2</sub> )	0.58kW	0.8kW	1.1kW
Insulation class		Class F	
Starting		P.S.C.	
IP rating		IP55	

AS/NZS 3350.2.41-1997 Approval No. A/10059EA

## INSTALLATION AND PRIMING

- On installations with suction lifts over 1m, a good quality foot valve or non-return valve should be fitted to the suction pipe.
- The system is primed by filling the pump and suction line with water through the priming port, and replacing priming plug prior to switching on.

## HYDRAULIC PERFORMANCE



## DIMENSIONS (MM)

Model	A	B	C	D	E	F	Inlet BSP	Outlet BSP	Net Weight (kg)
XJ50	430	124	146	102	185	226	1"F	1"F	8.5
XJ70	455	124	146	102	210	226	1¼"F	1"F	10.5
XJ90	505	124	146	102	260	226	1¼"F	1"F	13.5

